



WCL/SEC/2013

January 10, 2013

To,

Bombay Stock Exchange Ltd. (Scrip Code-532144) Department of Listing, P. J. Towers, Dalal Street, Mumbai - 400 001.	National Stock Exchange of India Ltd. (Symbol: WELCORP, Series EQ) Exchange Plaza, Bandra-Kurla Complex, Bandra (E), Mumbai - 400 051.
-----------------------------------------------------------------------------------------------------------------------------------------------	------------------------------------------------------------------------------------------------------------------------------------------------------------------

Dear Sir/Madam,

Sub: Shareholding Pattern for QE 31.12.2012 pursuant to Clause 35 of the listing agreement

Please find enclosed herewith the Shareholding Pattern, in the amended format prescribed under Clause 35 of the Listing Agreement, for the quarter ended 31.12.2012.

Kindly acknowledge receipt of the same and take the document on record.

Thanking you.

Yours faithfully,
For **Welspun Corp Limited**



Pradeep Joshi
Company Secretary

Encl: As above


Corporate Office
Welspun House, 5th floor
Kamala City,
Senapati Bapat Marg,
Lower Parel (West),
Mumbai - 400013
Tel: +91 22 66136000
Fax: +91 22 24908020
www.welspuncorp.com

Name of the Company : WELSPUN CORP LIMITED

Scrip Code :- NSE: WELCORP		Quarter Ended :						
BSE: 532144		31/12/2012						
Name of the Scrip : Welspun Corp Limited								
Class of Security : Equity								
PARTLY PAID SHARE		No. of Partly paid-up Shares	As a % of total No. of Partly paid-up Shares	As a % of total No. of Shares of the Company				
Held by Promoter/ Promoter Group		-	-	-				
Held by public		-	-	-				
Total		-	-	-				
OUTSTANDING CONVERTIBLE SECURITIES (Foreign Currency Convertible Bonds) and (Compulsorily Convertible Debenture)		No. of Outstanding Securities	As a % of total No. of Outstanding Convertible Securities	As a % of total No. of Shares of the Company assuming full conversion of the Convertible Securities				
Held by Promoter/ Promoter Group		-	-	-				
Held by public		51,989,949	100.00	18.58				
Total		51,989,949	100.00	18.58				
WARRANTS		No. of Warrants	As a % of total No. of Warrants	As a % of total No. of Shares of the Company assuming full conversion of Warrants				
Held by Promoter/ Promoter Group		-	-	-				
Held by public		-	-	-				
Total		-	-	-				
Total Paid-Up capital of the Company, assuming full conversion of Warrants and Convertible Securities				279,770,984				
Sr. No.	Category of Shareholder	Number of Shareholders	Total number of shares	Number of shares held in dematerialized form	Total shareholding as a percentage of total number of shares		Shares pledged or otherwise encumbered	
					As a % of (A+B) ¹	As a % of (A+B+C)	No. of shares	As a %
								(IX=VIII/IV)* 100
(A)	Shareholding of Promoter and Promoter Group²							
1	Indian							
(a)	Individuals/ Hindu Undivided Family	3	342	342	0.00	0.00	-	-
(b)	Central Government/ State Government(s)	-	-	-	-	-	-	-
(c)	Bodies Corporate	9	71,903,616	71,903,616	35.12	31.57	35,000,000	48.68
(d)	Financial Institutions/ Banks	-	-	-	-	-	-	-
(e)	Any Others(Specify)	-	-	-	-	-	-	-
(e-1)		-	-	-	-	-	-	-
	Sub Total(A)(1)	12	71,903,958	71,903,958	35.12	31.57	35,000,000	48.68
2	Foreign							
a	Individuals (Non-Residents Individuals/Foreign)	-	-	-	-	-	-	-
b	Bodies Corporate	2	14,565,523	14,565,523	7.11	6.39	-	-
c	Institutions	-	-	-	-	-	-	-
d	Qualified Foreign Investor	-	-	-	-	-	-	-
e	Any Others(Specify)	-	-	-	-	-	-	-
e-1		-	-	-	-	-	-	-
	Sub Total(A)(2)	2	14,565,523	14,565,523	7.11	6.39	-	-
	Total Shareholding of Promoter and Promoter Group (A) = (A)(1)+(A)(2)	14	86,469,481	86,469,481	42.23	37.96	35,000,000	40.48
(B)	Public shareholding							
1	Institutions							
(a)	Mutual Funds/ UTI	4	577,544	577,544	0.28	0.25	-	-
(b)	Financial Institutions / Banks	16	22,444,256	22,444,256	10.96	9.85	-	-
(c)	Central Government/ State Government(s)	-	-	-	-	-	-	-
(d)	Venture Capital Funds	-	-	-	-	-	-	-
(e)	Insurance Companies	1	270,000	270,000	0.13	0.12	-	-
(f)	Foreign Institutional Investors	96	39,439,296	39,439,296	19.26	17.31	-	-
(g)	Foreign Venture Capital Investors	-	-	-	-	-	-	-
(h)	Qualified Foreign Investor	-	-	-	-	-	-	-
(i)	Any Other (specify)	-	-	-	-	-	-	-
	Sub-Total (B)(1)	117	62,731,096	62,731,096	30.64	27.54	-	-
B 2	Non-Institutions							
(a)	Bodies Corporate	1,157	22,072,734	22,063,399	10.78	9.69	-	-
(b)	Individuals							
I	Individual shareholders holding nominal share capital up to Rs 1 lakh	70,583	15,022,729	14,615,394	7.34	6.60	-	-
II	Individual shareholders holding nominal share capital in excess of Rs. 1 lakh.	51	7,811,104	7,789,104	3.81	3.43	-	-
(c)	Qualified Foreign Investor	-	-	-	-	-	-	-
(d)	Any Other (specify)	-	-	-	-	-	-	-
(d-i)	Overseas - Bodies Corporate	1	7,503,832	-	3.66	3.29	-	-
(d-ii)	Clearing member	314	2,265,076	2,265,076	1.11	0.99	-	-
(d-iii)	Non Resident Indians	1,137	797,583	742,213	0.39	0.35	-	-
(d-iv)	Hindu Undivided Family	1	28,000	28,000	0.01	0.01	-	-
(d-v)	Trust	3	53,400	53,400	0.03	0.02	-	-
	Sub-Total (B)(2)	73,247	55,554,458	47,556,586	27.13	24.39	-	-
	Total Public Shareholding (B) = (B)(1)+(B)(2)	73,364	118,285,554	110,287,682	57.77	51.93	-	-
	TOTAL (A)+(B)	73,378	204,755,035	196,757,163	100.00	89.89	35,000,000	17.09
(C)	Shares held by Custodians and against which Depository Receipts have been issued							
(1)	Promoter and Promoter Group	-	-	-	-	-	-	-
(2)	Public	1	23,026,000	23,026,000	-	10.11	-	-
	GRAND TOTAL (A)+(B)+(C)	73,379	227,781,035	219,783,163	100.00	100.00	35,000,000	15.37




Sr.No	Notes
1	
2	
3	
4	NIL
5	
6	
7	
8	
9	



(f)(b) Statement showing holding of securities (including shares, warrants, convertible securities) of persons belonging to the category "Promoter and Promoter Group"

Sr. No.	Name of the shareholder	Details of Shares Held			Shares pledged or otherwise encumbered	Details of Warrants			Details of Convertible Securities			Total shares (including underlying shares assuming full conversion of warrants and convertible securities) as a % of diluted share capital
		Number of shares held	As a % of Grand Total (A)+(B)+(C)	Number		As a % of Grand Total (A)+(B)+(C) of sub clause I(a)	Number of Warrants Held	As a % of total Warrants of the same class	Number of convertible Securities held	As a % of total convertible securities of the same class		
I	II	III	IV	V	VI=(V/III)* 100	VII	VIII	IX	X	XI	XII	
	INDIAN PROMOTERS											
1	B.K.GOENKA	140	0.00	-	-	-	-	-	-	-	0.00	
2	R.R.MANDAWEWALA	200	0.00	-	-	-	-	-	-	-	0.00	
3	DIPALI GOENKA	2	0.00	-	-	-	-	-	-	-	0.00	
4	B.K.Goenka TRUSTEE B.K.Goenka Family Trust	5	0.00	-	-	-	-	-	-	-	0.00	
5	WELSPUN WINTEX LTD	13,336,576	5.85	-	-	-	-	-	-	-	4.77	
6	WELSPUN MERCANTILE LTD.	12,477,701	5.48	-	-	-	-	-	-	-	4.46	
7	WELSPUN FINTRADE PRIVATE LIMITED	15,148,340	6.65	8,092,308	53.42	3.55	-	-	-	-	5.41	
8	KRSHIKAJ TRADING LTD.	26,907,692	11.81	26,907,692	100.00	11.81	-	-	-	-	9.62	
9	Welspun Investments and Commercials Ltd.	4,033,000	1.77	-	-	-	-	-	-	-	1.44	
10	METHODOICAL INVESTMENT AND TRADING COMPANY PRIVATE LIMITED	2	0.00	-	-	-	-	-	-	-	0.00	
11	WELSPUN SYNTEX LTD	100	0.00	-	-	-	-	-	-	-	0.00	
12	WELSPUN ZUCHEH TEXTILE LTD	100	0.00	-	-	-	-	-	-	-	0.00	
13	WELSPUN STEEL LTD.	100	0.00	-	-	-	-	-	-	-	0.00	
Sub Total		71,903,958	31.57	35,000,000	48.68	15.37					25.70	
	FOREIGN CO-PROMOTERS											
1	Mulheim Pipecoatings GmbH (Formerly Dupac Pipe Coating GmbH)	8,265,523	3.63	-	-	-	-	-	-	-	2.95	
2	Intech Metals S. A.	6,500,000	2.77	-	-	-	-	-	-	-	2.25	
Sub Total		14,565,523	6.39	-	-	-	-	-	-	-	5.21	
Total		86,469,481	37.96	35,000,000	40.48	15.37		0.00	-	0.00	30.91	




(1)(c) (i) Statement showing holding of securities (including shares, warrants, convertible securities) of persons belonging to the category "Public" and holding more than 1% of the total number of shares of the Company

Sr. No.	Name of the shareholder	Number of shares held	Shares as a % of total number of shares i.e. Grand Total (A)+(B)+(C) para (1)(a) above]	Details of Warrants			Details of Convertible Securities		Total shares (including underlying shares assuming full conversion of warrants and convertible securities) as a % of diluted share capital
				Number of Warrants Held	As a % of total number of Warrants of the same class	Number of convertible Securities held	As a % of total convertible securities of the same class		
I	II	III	IV	V	VI	VII	VIII	IX	
1	J P Morgan Chase Bank, NA ADR Account (Custodian and agent) which Depository Receipts have been issued)	23,026,000	10.11	-	-	-	-	8.23	
2	Life Insurance Corporation of India Ltd. & its Schemes	19,277,980	8.46	-	-	-	-	6.89	
3	Simba Asia Ltd.	7,503,832	3.29	-	-	-	-	2.68	
4	MENTOR CAPITAL LIMITED	6,519,712	2.86	-	-	-	-	2.33	
5	CMO EMERGING MARKETS FUND	3,213,575	1.41	-	-	-	-	1.15	
6	CREDIT SUISSE (SINGAPORE) LIMITED	2,856,655	1.25	-	-	-	-	1.02	
7	GOLDMAN SACHS INVESTMENTS (MAURITIUS) LTD	2,600,961	1.14	-	-	-	-	0.93	
8	ARTISAN PARTNERS EMERGING MARKET STRATEGY	2,434,231	1.07	-	-	-	-	0.87	
9	Grande Limited	-	0.00	-	-	35,038,889	67.40	12.52	
10	Holders of Foreign Currency Convertible Bonds	-	0.00	-	-	16,951,060	32.60	6.06	
	TOTAL	67,432,946	29.60	-	0.00	-	-	42.69	


1 Number of CCD convertible in to 35,038,889 equity shares

@ 1059 Foreign Currency Convertible Debentures convertible in to 16,951,060 equity shares




(1)(c) (ii) Statement showing holding of securities (including shares, warrants, convertible securities) of persons (together with PAC) belonging to the category "Public" and holding more than 5% of the total number of shares of the Company

Sr. No.	Name(s) of the shareholder(s) and the Persons Acting in Concert (PAC) with them	Number of shares held	Shares as a % of total number of shares (i.e., Grand Total (A)+(B)+(C) indicated in Statement at para (1)(a) above)	Details of Warrants			Details of Convertible Securities		Total shares (including underlying shares assuming full conversion of warrants and convertible securities) as a % of diluted share capital
				Number of Warrants Held	As a % of total number of Warrants of the same class	Number of convertible Securities held	As a % of total convertible securities of the same class		
I				V	VI	VII	VIII	IX	
1	Granele Limited	-	-	-	-	35,038,889	67.40	12.52	
2	J P Morgan Chase Bank , NA ADR Account (Custodian and against which Depository Receipts have been issued)	23,026,000	10.11	-	-	-	-	8.23	
3	Life Insurance Corporation of India Ltd. & its Schemes	19,277,980	8.46	-	-	-	-	6.89	
	TOTAL	42,303,980	18.57	-	-	35,038,889	67.40	27.65	



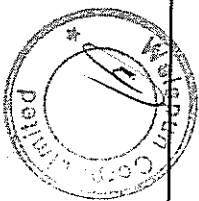
(1)(d) Statement showing details of locked-in shares

Sr. No.	Name of the shareholder	Category of Shareholders (Promoters/ Public)	No. of Shares	Locked-in shares as a % of total number of shares i.e., Grand Total (A)+(B)+(C) indicated in Statement at para (1)(a) above
1				0.00
	TOTAL		-	0.00



(II)(a) Statement showing details of Depository Receipts (DRs)

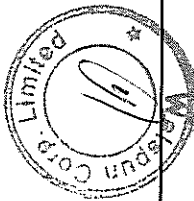
Sr. No.	Type of outstanding DR (ADRs, GDRs, SDRs, etc.)	Number of outstanding DRs	Number of shares underlying outstanding DRs	Shares underlying outstanding DRs as a % of total number of shares [i.e., Grand Total (A)+(B)+(C) indicated in Statement at para (I)(a) above]
1	Global Depository Receipts	23,026	23,026,000	10.11
	TOTAL	23,026	23,026,000	10.11



(II)(b)

Statement showing Holding of Depository Receipts (DRs), where underlying Shares held by Promoter/Promoter Group are in excess of 1% of the total number of shares

Sr. No.	Name of the DR Holder	Type of outstanding DR (ADRs, GDRs, SDRs, etc.)	Number of shares underlying outstanding DRs	Shares underlying outstanding DRs as a percentage of total number of shares [i.e., Grand Total (A)+(B)+(C) indicated in Statement at para (I)(a) above]
1			-	-
2			-	-
TOTAL			-	-



(III) (a) Statement showing the voting pattern of shareholders, if more than one class of shares/securities is issued by the issuer.
(Give description of voting rights for each class of security.)

Class X: Equity Shares of Rs. 5 each fully paid-up ranking pari-passu in all respect

Class Y:

Class Z:)

Category Code	Category of Shareholder	Number of Voting Rights held in each class of securities			Total Voting Rights (III + IV + V)	Total Voting Rights i.e. (VI)	
		Class X (III)	Class Y (IV)	Class Z (V)		As a % of (A + B) (VII)	As a % of (A + B + C) (VIII)
(I)	(II)				(VI)		
(A)	Promoter and Promoter Group						
(1)	Indian						
(a)	Individuals/ Hindu Undivided Family	342	-	-	342	0.00	0.00
(b)	Central Government/ State Government(s)	-	-	-	-	-	-
(c)	Bodies Corporate	71,903,616	-	-	71,903,616	35.12	31.57
(d)	Financial Institutions/ Banks	-	-	-	-	-	-
(e)	Any Other (specify)	-	-	-	-	-	-
	Sub-Total (A)(1)	71,903,958	-	-	71,903,958	35.12	31.57
(2)	Foreign						
(a)	Individuals (Non-Resident Individuals/ Foreign Individuals)	-	-	-	-	-	-
(b)	Bodies Corporate	14,565,523	-	-	14,565,523	7.11	6.39
(c)	Institutions	-	-	-	-	-	-
(d)	Qualified Foreign Investor	-	-	-	-	-	-
(e)	Any Other (specify)	-	-	-	-	-	-
	Sub-Total (A)(2)	14,565,523	-	-	14,565,523	7.11	6.39
	Total Shareholding of Promoter and Promoter Group (A)=(A)(1)+(A)(2)	86,469,481	-	-	86,469,481	42.23	37.96
(B)	Public shareholding						
(1)	Institutions						
(a)	Mutual Funds/UTI	577,544	-	-	577,544	0.28	0.25
(b)	Financial Institutions/ Banks	22,444,256	-	-	22,444,256	10.96	9.85
(c)	Central Government/ State Government(s)	-	-	-	-	-	-
(d)	Venture Capital Funds	-	-	-	-	-	-
(e)	Insurance Companies	270,000	-	-	270,000	0.13	0.12
(f)	Foreign Institutional Investors	39,439,296	-	-	39,439,296	19.26	17.31
(g)	Foreign Venture Capital Investors	-	-	-	-	-	-
(h)	Qualified Foreign Investor	-	-	-	-	-	-
(i)	Any Other (specify)	-	-	-	-	-	-
	Sub-Total (B)(1)	62,731,096	-	-	62,731,096	30.64	27.54
(2)	Non-institutions						
(a)	Bodies Corporate	22,072,734	-	-	22,072,734	10.78	9.69
(b)	Individuals :- i. Individual shareholders holding nominal share capital up to Rs. 1 lakh.	15,022,729	-	-	15,022,729	7.34	6.60
	ii. Individual shareholders holding nominal share capital in excess of Rs. 1 lakh.	7,811,104	-	-	7,811,104	3.81	3.43
(c)	Qualified Foreign Investor	-	-	-	-	-	-
(d)	Any Other (specify)	-	-	-	-	-	-
(di)	Overseas-Bodies Corporate	7,503,832	-	-	7,503,832	3.66	3.29
(dii)	Clearing Member	2,265,076	-	-	2,265,076	1.11	0.99
(diii)	Non-resident Indians	797,583	-	-	797,583	0.39	0.35
(div)	Hindu Undivided Family	28,000	-	-	28,000	0.01	0.01
(dv)	Trust	53,400	-	-	53,400	0.03	0.02
	Sub-Total (B)(2)	55,554,458	-	-	55,554,458	27.13	24.39
	Total Public Shareholding (B)=(B)(1)+(B)(2)	118,285,554	-	-	118,285,554	57.77	51.93
	TOTAL (A)+(B)	204,755,035	-	-	204,755,035	100.00	89.89
(C)	Shares held by Custodians and against which Depository Receipts have been issued	23,026,000	-	-	23,026,000	-	10.11
	GRAND TOTAL (A)+(B)+(C)	227,781,035	-	-	227,781,035		100.00

