



WCL/SEC/2012

April 11, 2012

To,

Bombay Stock Exchange Ltd.
(Scrip Code-532144)
Department of Listing,
P. J. Towers, Dalal Street,
Mumbai - 400 001.

National Stock Exchange of India Ltd.
(Symbol: WELCORP, Series EQ)
Exchange Plaza,
Bandra-Kurla Complex,
Bandra (E), Mumbai - 400 051.

Dear Sir/Madam,

Sub: Shareholding Pattern for QE 31.03.2012 pursuant to Clause 35

Please find enclosed herewith the Shareholding Pattern, in the amended format prescribed under Clause 35 of the Listing Agreement, for the quarter ended March 31, 2012.

Kindly acknowledge receipt of the same and take the document on record.

Thanking you,

Yours faithfully,
For Welspun Corp Limited


Pradeep Joshi
Asst. Company Secretary

Encl: As Above


Corporate Office
Welspun House, 5th floor
Kamala City,
Senapati Bapat Marg,
Lower Parel (West),
Mumbai - 400013

Tel: +91 22 66136000
Fax: +91 22 24908020
www.welspuncorp.com

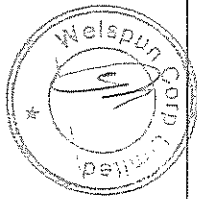
Name of the Company : WELSPUN CORP LIMITED			
Scrip Code - NSE:	WELCORP	Quarter Ended :	31/03/2012
BSE:	532144		
Name of the Scrip	Welspun Corp Limited		
Class of Security	Equity		
PARTLY PAID SHARE	No. of Partly paid-up Shares	As a % of total No. of Partly paid-up Shares	As a % of total No. of Shares of the Company
Held by Promoter/ Promoter Group	-	-	-
Held by public	-	-	-
Total	-	-	-
OUTSTANDING CONVERTIBLE SECURITIES (Foreign Currency Convertible Bonds)	No. of Outstanding Securities	As a % of total No. of Outstanding Convertible Securities	As a % of total No. of Shares of the Company assuming full conversion of the Convertible Securities
Held by Promoter/ Promoter Group	-	-	-
Held by public	24,010,000	100.00	8.37
Total	24,010,000	100.00	8.37
OUTSTANDING CONVERTIBLE SECURITIES (Compulsorily Convertible Debt)	No. of Outstanding Securities	As a % of total No. of Outstanding Convertible Securities	As a % of total No. of Shares of the Company assuming full conversion of the Convertible Securities
Held by Promoter/ Promoter Group	-	-	-
Held by public	35,038,889	100.00	12.22
Total	35,038,889	100.00	12.22
WARRANTS	No. of Warrants	As a % of total No. of Warrants	As a % of total No. of Shares of the Company assuming full conversion of Warrants
Held by Promoter/ Promoter Group	-	-	-
Held by public	-	-	-
Total	-	-	-
Total Paid-Up capital of the Company, assuming full conversion of Warrants and Convertible Securities			286,829,924

Sr. No.	Category of Shareholder	Number of Shareholders	Total number of shares	Number of shares held in dematerialized form	Total shareholding as a percentage of total number of shares		Shares pledged or otherwise encumbered	
					As a % of (A+B) ¹	As a % of (A+B+C)	No. of shares	As a %
I	II	III	IV	V	VI	VII	VIII	(IX=VIII/IV)* 100
(A)	Shareholding of Promoter and Promoter Group²							
1	Indian							
(a)	Individuals/ Hindu Undivided Family	5	342	342	0.00	0.00	-	-
(b)	Central Government/ State Government(s)	-	-	-	-	-	-	-
(c)	Bodies Corporate	9	71,701,327	71,701,327	35.02	31.48	-	-
(d)	Financial Institutions/ Banks	-	-	-	-	-	-	-
(e)	Any Others (Specify)	-	-	-	-	-	-	-
(e-1)		-	-	-	-	-	-	-
	Sub Total(A)(1)	12	71,701,669	71,701,669	35.02	31.48	-	-
2	Foreign							
a	Individuals (Non-Residents Individuals/ Foreign)	-	-	-	-	-	-	-
b	Bodies Corporate	2	14,565,523	14,565,523	7.11	6.39	-	-
c	Institutions	-	-	-	-	-	-	-
d	Any Others (Specify)	-	-	-	-	-	-	-
d-1		-	-	-	-	-	-	-
	Sub Total(A)(2)	2	14,565,523	14,565,523	7.11	6.39	-	-
	Total Shareholding of Promoter and Promoter Group (A)= (A)(1)+(A)(2)	14	86,267,192	86,267,192	42.13	37.87	-	-
(B)	Public shareholding							
1	Institutions							
(a)	Mutual Funds/ UTI	4	1,003,835	1,003,085	0.49	0.44	-	-
(b)	Financial Institutions / Banks	15	22,383,791	22,383,791	10.93	9.83	-	-
(c)	Central Government/ State Government(s)	-	-	-	-	-	-	-
(d)	Venture Capital Funds	-	-	-	-	-	-	-
(e)	Insurance Companies	1	270,000	270,000	0.13	0.12	-	-
(f)	Foreign Institutional Investors	110	48,328,967	48,328,967	23.60	21.22	-	-
(g)	Foreign Venture Capital Investors	-	-	-	-	-	-	-
(h)	Any Other (specify)	-	-	-	-	-	-	-
	Sub-Total (B)(1)	130	71,986,613	71,985,843	35.16	31.60	-	-
B 2	Non-institutions							
(a)	Bodies Corporate	1,179	15,143,614	15,133,159	7.10	6.65	-	-
(b)	Individuals							
i	Individual shareholders holding nominal share capital up to Rs 1 lakh	73,743	15,271,393	14,858,648	7.46	6.70	-	-
ii	Individual shareholders holding nominal share capital in excess of Rs 1 lakh	35	4,623,481	4,601,481	2.26	2.03	-	-
(c)	Any Other (specify)	-	-	-	-	-	-	-
(c-1)	Overseas - Bodies Corporate	1	7,503,832	-	3.66	3.29	-	-
(c-10)	Clearing member	292	3,124,966	3,124,966	1.53	1.37	-	-
(ciii)	Non Resident Indians	1,198	833,944	778,434	0.41	0.37	-	-
	Sub-Total (B)(2)	76,435	46,501,230	38,496,688	22.71	20.41	-	-
(B)	Total Public Shareholding (B)= (B)(1)+(B)(2)	76,585	118,487,843	110,482,531	57.87	52.02	-	-
	TOTAL (A)+(B)	76,599	204,755,035	196,749,723	100.00	89.89	-	-
(C)	Shares held by Custodians and against which Depository Receipts have been issued							
(1)	Promoter and Promoter Group	-	-	-	-	-	-	-
(2)	Public	1	23,026,000	23,026,000	10.11	-	-	-
	GRAND TOTAL (A)+(B)+(C)	76,600	227,781,035	219,775,723	100.00	100.00	-	-

¹ does not include 100,000 shares purchased by the promoter group on 29.03.2012 in the open market, the delivery in respect of which reserved after 31.03.2012



Sr.No	Notes
1	
2	
3	
4	NIL
5	
6	
7	
8	
9	



(0)(b) Statement showing holding of securities (including shares, warrants, convertible securities) of persons belonging to the category "Promoter and Promoter Group"


Sr. No.	Name of the shareholder	Details of Shares Held				Number of Shares pledged or otherwise encumbered	Details of Warrants			Details of Convertible Securities		Total shares (including underlying shares assuming full conversion of warrants and convertible securities) as a % of diluted share capital
		Number of shares held	As a % of Grand Total (A)+(B)+(C)	Number	As a % VI=(V/10)* 100		As a % of Grand Total (A)+(B)+(C) of sub-clause (a)	Number of Warrants Held	As a % of total number of Warrants of the same class	Number of convertible Securities held	As a % of total number of convertible securities of the same class	
1	B	100	IV	V	VI=(V/10)* 100	VII	VIII	IX	X	XI	XII	
INDIAN PROMOTERS												
1	B.K.GOENKA	140	0.00	-	-	-	-	-	-	-	0.00	
2	R.R.NANDAWEWALA	200	0.00	-	-	-	-	-	-	-	0.00	
3	DEEPAI GOENKA	2	0.00	-	-	-	-	-	-	-	0.00	
4	B.K.Goenka TRUSTEE B.K.Goenka Family Trust	5	0.00	-	-	-	-	-	-	-	0.00	
5	WELSPEN WITEN LTD	13,336,576	5.85	-	-	-	-	-	-	-	4.65	
6	WELSPEN ENTRADE LTD.	12,377,701	5.43	-	-	-	-	-	-	-	4.32	
7	WELSPEN MERCANTILE LTD.	15,148,340	6.65	-	-	-	-	-	-	-	5.28	
8	KRISHNA TRADING LTD.	26,805,403	11.77	-	-	-	-	-	-	-	9.35	
9	Welpen Investments and Commercials Ltd	4,033,000	1.77	-	-	-	-	-	-	-	1.41	
10	METHODICAL INVESTMENT AND TRAINING COMPANY PRIVATE LIMITED	2	0.00	-	-	-	-	-	-	-	0.00	
11	WELSPEN SYNTEL LTD	100	0.00	-	-	-	-	-	-	-	0.00	
12	WELSPEN ZOOHH TRXIMLE LTD	100	0.00	-	-	-	-	-	-	-	0.00	
13	WELSPEN STEEL LTD.	100	0.00	-	-	-	-	-	-	-	0.00	
Sub Total		71,701,669	31.48	-	-	-	-	-	-	-	25.00	
FOREIGN CO-PROMOTERS												
1	Muljivan Pipecoatings GmbH (Formerly Europ Pipe Coating GmbH)	8,265,523	3.63	-	-	-	-	-	-	-	2.88	
2	Indeco Metals S. A.	6,300,000	2.77	-	-	-	-	-	-	-	2.20	
Sub Total		14,565,523	6.39	-	-	-	-	-	-	-	5.08	
Total		86,267,192	37.87	-	0.00	0.00	-	0.00	-	0.00	30.08	



(b)(4) Statement showing holding of securities (including shares, warrants, convertible securities) of persons belonging to the category "Public" and holding more than 1% of the total number of shares of the Company


Sl. No.	Name of the shareholder	Number of shares held	Shares as a % of total (Grand Total (A)-(B)-(C) para (b)(4) above)	Details of Warrants		Details of Convertible Securities		Total Shares (including full conversion of warrants and convertible securities) as a % of diluted share capital
				A	As a % of total number of Warrants of the same class	Number of convertible Securities held	As a % of total number of convertible securities of the same class	IA
1	J P Morgan Chase Bank, N/A ADR Account (Custodian and against which Depository Receipts have been issued)	23,026,000	10.11	-	-	-	-	8.03
2	Life Insurance Corporation of India Ltd. & its Schemes	19,277,980	8.46	-	-	-	-	6.72
3	Canara Indian Investment Company Limited - General Sub Fund	8,954,806	3.93	-	-	-	-	3.12
4	Sinha Asia Ltd	7,503,832	3.29	-	-	-	-	2.62
5	CTSA (Mauritius) Limited	4,102,641	1.80	-	-	-	-	1.43
6	ECL FINACE LTD	3,175,100	1.39	-	-	-	-	1.11
7	BARCLAYS CAPITAL MAURITIUS LTD	3,142,185	1.38	-	-	-	-	1.10
8	GMO EMERGING MARKETS FUND	2,827,962	1.24	-	-	-	-	0.99
9	MACQUEAN BANK LTD	2,592,608	1.14	-	-	-	-	0.90
10	Insight Solutions Ltd	-	0.00	-	-	35,036,889	100.00	12.72
11	Holders of Foreign Currency Convertible Bonds	-	0.00	-	-	24,010,000	100.00	8.57
	TOTAL	74,603,114	32.75	-	0.00	-	-	46.60

1 Number of CCD convertible in to 35,036,889 equity shares
 1500 Foreign Currency Convertible Debentures convertible in to 24,010,000 equity shares



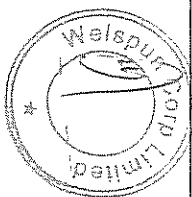
(b)(c) (ii) Statement showing holding of securities (including shares, warrants, convertible securities) of persons (together with PAC) belonging to the category "Public" and holding more than 5% of the total number of shares of the Company

Sr. No.	Name(s) of the shareholder(s) and the Persons Acting in Concert (PAC) with them	Number of shares held	Shares as a % of total number of shares i.e., Grand Total (A)+(B)+(C) indicated in Statement at para (j)(a) above)	Details of Warrants		Details of Convertible Securities		Total shares (including underlying shares assuming full conversion of warrants and convertible securities) as a % of diluted share capital
				Number of Warrants Held	As a % of total number of Warrants of the same class	Number of convertible Securities held	As a % of total number of convertible securities of the same class	
I	II	III	IV	V	VI	VII	VIII	IX
1	J P Morgan Chase bank , NA ADR Account (Custodian and against which Depository Receipts have been issued)	23,026,000	10.11	-	-	-	-	8.03
2	Life Insurance Corporation of India Ltd. & its Schemes	19,277,980	8.46	-	-	-	-	6.72
	TOTAL	42,303,980	18.57	-	-	-	-	14.75




(1)(d) Statement showing details of locked-in shares

Sr. No.	Name of the shareholder	Category of Shareholders (Promoters/ Public)	No. of Shares	Locked-in shares as a % of total number of shares (i.e., Grand Total (A)+(B)+(C) indicated in Statement at para (1)(a) above)
1				0.00
	TOTAL		-	0.00



(II)(a) Statement showing details of Depository Receipts (DRs)

Sr. No.	Type of outstanding DR (ADRs, GDRs, SDRs, etc.)	Number of outstanding DRs	Number of shares underlying outstanding DRs	Shares underlying outstanding DRs as a % of total number of shares [i.e., Grand Total (A)+(B)+(C) indicated in Statement at para (I)(a) above]
1	Global Depository Receipts	23,026	23,026,000	10.11
2		-	-	-
TOTAL		23,026	23,026,000	10.11



(11)(b) Statement showing Holding of Depository Receipts (DRs), where underlying Shares held by Promoter/Promoter Group are in excess of 1% of the total number of shares

Sr. No.	Name of the DR Holder	Type of outstanding DR (ADRs, GDRs, SDRs, etc.)	Number of shares underlying outstanding DRs	Shares underlying outstanding DRs as a percentage of total number of shares i.e., Grand Total (A)+(B)+(C) indicated in Statement at para (1)(a) above]
1			-	-
2			-	-
TOTAL				-

