

WCI/SEC/2013

April 9, 2013

To,

Bombay Stock Exchange Ltd.
(Scrip Code-532144)
Department of Listing,
P. J. Towers, Dalal Street,
Mumbai - 400 001.

National Stock Exchange of India Ltd.
(Symbol: WELCORP, Series EQ)
Exchange Plaza,
Bandra-Kurla Complex,
Bandra (E), Mumbai - 400 051.

Dear Sir/ Madam,

Sub: Reconciliation of Share Capital Audit Report and Shareholding Pattern pursuant to Clause 35 for quarter ended 31.03.2013


Please find enclosed herewith:

- **Shareholding Pattern**, in the amended format prescribed under Clause 35 of the Listing Agreement, for the quarter ended March 31, 2013
- **Reconciliation of Share Capital Audit Report** for the quarter ended March 31, 2013 pursuant to Circular D7CC/FITTC/CIR-16/2002 dated 31st December, 2002 issued by SEBI.

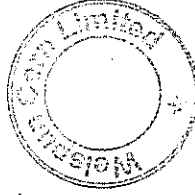
Kindly take the same on record.

Thanking you.

Yours faithfully,
For Welspun Corp Limited



Pradeep Joshi
Company Secretary



Encl: As Above

Corporate Office
Welspun House, 5th floor
Kamala City,
Senapati Bapat Marg,
Lower Parel (West),
Mumbai - 400013

Tel: +91 22 66136000
Fax: +91 22 24908020
www.welspuncorp.com

Registered office: Welspun City, Tal. Anjar, District Kutch, Gujarat 370 110, INDIA Tel: +91 2836 279071,74,41,44 Fax: +91 2836 279060

Name of the Company : WELSPUN CORP LIMITED

Script Code :- NSE: WELCORP

BSE : 532144


Quarter Ended :

31/03/2013


Name of the Scrip
Welspun Corp Limited

Class of Security
Equity

PARTLY PAID SHARE	No. of Partly paid-up Shares	As a % of total No. of Partly paid-up Shares		As a % of total No. of Shares of the Company									
		As a % of total No. of Partly paid-up Shares	As a % of total No. of Shares of the Company										
Held by Promoter/ Promoter Group	-	-	-	-									
Held by public	-	-	-	-									
Total	-	-	-	-									
OUTSTANDING CONVERTIBLE SECURITIES (Foreign Currency Convertible Bonds) and (Compulsorily Convertible Debenture)	No. of Outstanding Securities	As a % of total No. of Outstanding Convertible Securities		As a % of total No. of Shares of the Company assuming full conversion of the Convertible Securities									
Held by Promoter/ Promoter Group	13,045,433	100.00	-	4.73									
Held by public	13,045,433	100.00	-	4.73									
TOTAL	26,090,866	100.00	-	9.46									
WARRANTS	No. of Warrants	As a % of total No. of Warrants		As a % of total No. of Shares of the Company assuming full conversion of Warrants									
Held by Promoter/ Promoter Group	-	-	-	-									
Held by public	-	-	-	-									
Total	-	-	-	-									
Total Paid-Up capital of the Company, assuming full conversion of Warrants and Convertible Securities													
275,993,732													
Sr. No.	Category of Shareholder	Number of Shareholders	Total number of shares	Number of shares held in dematerialized form	Total shareholding as a percentage of total number of shares	As a % of (A+B+C)	As a % of (A+B+C)	As a % of (A+B+C)	As a % of (A+B+C)	As a % of (A+B+C)	As a % of (A+B+C)	As a % of (A+B+C)	As a % of (A+B+C)
I	II	III	IV	V	VI	VII	VIII	IX=VII/(IV)* 100					
(A)	Shareholding of Promoter and Promoter Group ¹												
1	Indian												
(a)	Individuals/ Hindu Undivided Family	3	342	342	0.01	0.00	-	-	-	-	-	-	-
(b)	Central Government/ State Government(s)	-	-	-	-	-	-	-	-	-	-	-	-
(c)	Bodies Corporate	9	77,111,067	77,111,067	32.31	29.33	35,000,000	45.39	-	-	-	-	-
(d)	Financial Institutions/ Banks	-	-	-	-	-	-	-	-	-	-	-	-
(e)	Any Others(Specify)	-	-	-	-	-	-	-	-	-	-	-	-
(e-1)		12	77,111,409	77,111,409	32.14	29.13	35,000,000	45.39	-	-	-	-	-
(e-2)		-	-	-	-	-	-	-	-	-	-	-	-
2	Foreign												
a	Individuals (Non-Residents Individuals/Foreign												
b	Bodies Corporate	2	14,565,523	14,565,523	6.07	5.51	-	-	-	-	-	-	-
c	Institutions	-	-	-	-	-	-	-	-	-	-	-	-
d	Qualified Foreign Investor	-	-	-	-	-	-	-	-	-	-	-	-
e	Any Others(Specify)	-	-	-	-	-	-	-	-	-	-	-	-
(e-1)		2	14,565,523	14,565,523	6.07	5.54	-	-	-	-	-	-	-
(e-2)		-	-	-	-	-	-	-	-	-	-	-	-
	Total Shareholding of Promoter and Promoter Group (A)= (A)(I)+(A)(2)	14	91,676,932	91,676,932	38.21	34.87	35,000,000	38.18					
(B)	Public shareholding												
1	Institutions												
(a)	Mutual Funds/ UTI	3	125,186	125,186	0.05	0.05	-	-	-	-	-	-	-
(b)	Financial Institutions / Banks	18	22,670,965	22,670,965	9.45	8.62	-	-	-	-	-	-	-
(c)	Central Government/ State Government(s)	-	-	-	-	-	-	-	-	-	-	-	-
(d)	Venture Capital Funds	-	-	-	-	-	-	-	-	-	-	-	-
(e)	Insurance Companies	1	270,000	270,000	0.11	0.10	-	-	-	-	-	-	-
(f)	Foreign Institutional Investors	90	30,970,213	30,970,213	12.91	11.78	-	-	-	-	-	-	-
(g)	Foreign Venture Capital Investors	-	-	-	-	-	-	-	-	-	-	-	-
(h)	Qualified Foreign Investor	-	-	-	-	-	-	-	-	-	-	-	-
(i)	Any Other (specify)	-	-	-	-	-	-	-	-	-	-	-	-
	Sub-Total (B)(1)	112	54,036,364	54,036,364	22.52	20.55	-	-					
B.2	Non-Institutions												
(a)	Bodies Corporate	1,202	24,027,540	24,027,540	10.02	9.14	-	-	-	-	-	-	-
(b)	Individuals	73,069	17,107,225	16,702,655	7.13	6.51	-	-	-	-	-	-	-
I	Individual shareholders holding nominal share capital up to Rs 1 lakh												
II	Individual shareholders holding nominal share capital in excess of Rs. 1 lakh.	60	7,264,415	7,239,445	3.03	2.76	-	-	-	-	-	-	-
(c)	Qualified Foreign Investor	-	-	-	-	-	-	-	-	-	-	-	-
(d)	Any Other (specify)	-	-	-	-	-	-	-	-	-	-	-	-
(d-1)	Overseas - Bodies Corporate	2	42,542,721	35,038,889	17.73	16.16	-	-	-	-	-	-	-
(d-4)	Clearing member	299	2,258,578	2,258,578	0.94	0.36	-	-	-	-	-	-	-
(d-10)	Non Resident Indians	1,138	919,091	863,724	0.38	0.35	-	-	-	-	-	-	-
(d-1v)	Hindu Undivided Family	1	28,000	28,000	0.01	0.01	-	-	-	-	-	-	-
(d-1v)	Trust	1	54,400	54,400	0.02	0.02	-	-	-	-	-	-	-
(d)	Sub-Total (B)(2)	75,775	94,209,003	86,213,896	39.27	35.83	-	-					
	Total Public Shareholding (B)= (B)(1)+(B)(2)	75,667	146,245,367	140,250,260	61.79	56.38	-	-					
	TOTAL (A)+(B)	75,901	239,922,299	231,927,192	100.00	91.24	35,000,000	14.59					
(C)	Shares held by Custodians and against Depository Receipts have been issued												
(1)	Promoter and Promoter Group	-	-	-	-	-	-	-	-	-	-	-	-
(2)	Public	1	23,026,000	23,026,000	8.76	8.76	-	-	-	-	-	-	-
	GRAND TOTAL (A)+(B)+(C)	75,902	262,948,299	254,953,192	100.00	100.00	35,000,000	13.31					



Sr.No	Notes
1	
2	
3	
4	NIL
5	
6	
7	
8	
9	




(i)(b) Statement showing holding of securities (including shares, warrants, convertible securities) of persons belonging to the category "Promoter and Promoter Group"

Sr. No.	Name of the shareholder	Details of Shares Held		Shares pledged or otherwise encumbered			Details of Warrants		Details of Convertible Securities		Total shares (including underlying shares assuming full conversion of warrants and convertible securities) as a % of diluted share capital
		Number of shares held	As a % of Grand Total (A)+(B)+(C)	Number	As a %	As a % of Grand Total (A)+(B)+(C) of sub clause I(a)	Number of Warrants Held	As a % of total number of Warrants of the same class	Number of convertible Securities held	As a % of total number of convertible securities of the same class	
I	II	III	IV	V	VI=(V/III)* 100	VII	VIII	IX	X	XI	XII
	INDIAN PROMOTERS										
1	B.K.GOENKA	140	0.00	-	-	-	-	-	-	-	0.00
2	R.R.MANDAWEWALA	200	0.00	-	-	-	-	-	-	-	0.00
3	DIPALI GOENKA	2	0.00	-	-	-	-	-	-	-	0.00
4	B.K.Goenka TRUSTEE B.K.Goenka Family Trust	5	0.00	-	-	-	-	-	-	-	0.00
5	WELSPUN WINTEX LTD	13,336,576	5.07	-	-	-	-	-	-	-	4.83
6	WELSPUN MERCANTILE LTD.	13,877,701	5.28	-	-	-	-	-	-	-	5.03
7	WELSPUN FINTRADE PRIVATE LIMITED	18,955,791	7.21	8,092,308	42.69	3.08	-	-	-	-	6.87
8	KRISHIRAJ TRADING LTD.	26,907,692	10.23	26,907,692	100.00	10.23	-	-	-	-	9.75
9	Welspun Investments and Commercials Ltd.	4,033,000	1.53	-	-	-	-	-	-	-	1.46
10	METHODICAL INVESTMENT AND TRADING COMPANY PRIVATE LIMITED	2	0.00	-	-	-	-	-	-	-	0.00
11	WELSPUN SYNTEX LTD	100	0.00	-	-	-	-	-	-	-	0.00
12	WELSPUN ZUCHHI TEXTILE LTD	100	0.00	-	-	-	-	-	-	-	0.00
13	WELSPUN STEEL LTD.	100	0.00	-	-	-	-	-	-	-	0.00
	Sub Total	77,111,409	29.33	35,000,000	45.39	13.31	-	-	-	-	27.94
	FOREIGN CO-PROMOTERS										
1	Mulheim Pipecoatings GmbH (Formerly Eupec Pipe Coating GmbH)	8,265,523	3.14	-	-	-	-	-	-	-	2.99
2	Intech Metals S. A.	6,300,000	2.40	-	-	-	-	-	-	-	2.28
	Sub Total	14,565,523	5.54	-	-	-	-	-	-	-	5.28
	Total	91,676,932	34.87	35,000,000	38.18	13.31	-	0.00	-	0.00	33.22




(B)(c) (i) Statement showing holding of securities (including shares, warrants, convertible securities) of persons belonging to the category "Public" and holding more than 1% of the total number of shares of the Company

Sr. No.	Name of the shareholder	Number of shares held	Shares as a % of total number of shares [i.e., Grand Total (A)+(B)+(C) indicated in Statement at para (I)(a) above]	Details of Warrants		Details of Convertible Securities		Total shares (including underlying shares assuming full conversion of warrants and convertible securities) as a % of diluted share capital
				Number of Warrants Held	As a % of total number of Warrants of the same class	Number of convertible Securities held	As a % of total number of convertible securities of the same class	
I	II	III	IV	V	VI	VII	VIII	IX
1	Granele Limited	35,038,889	13.33					12.70
2	J P Morgan Chase Bank , NA ADR Account (Custodian and against which Depository Receipts have been issued)	23,026,000	8.76	-	-	-	-	8.34
3	Life Insurance Corporation of India Ltd. & its Schemes	19,283,580	7.33	-	-	-	-	6.99
4	Simba Asia Ltd.	7,503,832	2.85	-	-	-	-	2.72
5	MENTOR CAPITAL LIMITED	6,969,737	2.65					2.53
6	NIPPON INVESTMENT AND FINANCE COMPANY PVT. LTD	4,455,846	1.69					1.61
7	GMO EMERGING MARKETS FUND	2,702,230	1.03	-	-	-	-	0.98
8	RELIGARE FINVEST LTD	2,662,627	1.01					0.96
9	Holders of Foreign Currency Convertible Bonds	-	0.00	-	-	13,045,433	100.00	-
	TOTAL	101,642,741	38.66	-	(0.00)			36.83




(I)(c) (ii) Statement showing holding of securities (including shares, warrants, convertible securities) of persons (together with PAC) belonging to the category "Public" and holding more than 5% of the total number of shares of the Company

Sr. No.	Name(s) of the shareholder(s) and the Persons Acting in Concert (PAC) with them	Number of shares held	Shares as a % of total number of shares (i.e., Grand Total (A)+(B)+(C) indicated in Statement at para (I)(a) above]	Details of Warrants		Details of Convertible Securities		Total shares (including underlying shares assuming full conversion of warrants and convertible securities) as a % of diluted share capital
				Number of Warrants Held	As a % of total number of Warrants of the same class	Number of convertible Securities held	As a % of total number of convertible securities of the same class	
I	II	III	IV	V	VI	VII	VIII	IX
1	Granele Limited	35,038,889	13.33				-	-
2	J P Morgan Chase Bank , NA ADR Account (Custodian and against which Depository Receipts have been issued)	23,026,000	8.76	-	-	-	-	8.34
3	Life Insurance Corporation of India Ltd. & its Schemes	19,283,580	7.33	-	-	-	-	6.99
	TOTAL	77,348,469	29.42	-	-	-	-	15.33




(I)(d) Statement showing details of locked-in shares

Sr. No.	Name of the shareholder	Category of Shareholders (Promoters/ Public)	No. of Shares	Locked-in shares as a % of total number of shares (i.e., Grand Total (A)+(B)+(C) indicated in Statement at para (I)(a) above}
1				0.00
	TOTAL		-	0.00




(II)(a) Statement showing details of Depository Receipts (DRs)

Sr. No.	Type of outstanding DR (ADRs, GDRs, SDRs, etc.)	Number of outstanding DRs	Number of shares underlying outstanding DRs	Shares underlying outstanding DRs as a % of total number of shares [i.e., Grand Total (A)+(B)+(C) indicated in Statement at para (I)(a) above]
1	Global Depository Receipts	23,026	23,026,000	8.76
		-	-	-
	TOTAL	23,026	23,026,000	8.76



(II)(b) Statement showing Holding of Depository Receipts (DRs), where underlying Shares held by Promoter/Promoter Group are in excess of 1% of the total number of shares

Sr. No.	Name of the DR Holder	Type of outstanding DR (ADRs, GDRs, SDRs, etc.)	Number of shares underlying outstanding DRs	Shares underlying outstanding DRs as a percentage of total number of shares {i.e., Grand Total (A)+(B)+(C) indicated in Statement at para (I)(a) above}
1			-	-
2			-	-
TOTAL			-	-



(111) (a) Statement showing the voting pattern of shareholders, if more than one class of shares/securities is issued by the issuer.
(Give description of voting rights for each class of security.)

Class X: Equity Shares of Rs. 5 each fully paid-up ranking pari-passu in all respect

Class Y:

Class Z:)

Category Code	Category of Shareholder	Number of Voting Rights held in each class of securities			Total Voting Rights (III + IV + V) (VI)	Total Voting Rights i.e. (VI) As a % of (A + B) (VII)	As a % of (A + B + C) (VIII)
		Class X (III)	Class Y (IV)	Class Z (V)			
(I)	(II)						
(A)	Promoter and Promoter Group						
(I)	Indian						
(a)	Individuals/ Hindu Undivided Family	342	-	-	342	0.00	
(b)	Central Government/ State Government(s)	-	-	-	-	-	
(c)	Bodies Corporate	77,111,067	-	-	77,111,067	32.14	
(d)	Financial Institutions/ Banks	-	-	-	-	-	
(e)	Any Other (specify)	-	-	-	-	-	
(2)	Sub-Total (A)(1)	77,111,409	-	-	77,111,409	32.14	
(a)	Foreign Individuals (Non-Resident Individuals/ Foreign Individuals)	-	-	-	-	-	
(b)	Bodies Corporate	14,565,523	-	-	14,565,523	6.07	
(c)	Institutions	-	-	-	-	-	
(d)	Qualified Foreign Investor	-	-	-	-	-	
(e)	Any Other (specify)	-	-	-	-	-	
	Sub-Total (A)(2)	14,565,523	-	-	14,565,523	6.07	
	Total Shareholding of Promoter and Promoter Group (A) = (A)(1)+(A)(2)	91,676,932	-	-	91,676,932	38.21	
(B)	Public shareholding						
(I)	Institutions						
(a)	Mutual Funds/UTI	125,186	-	-	125,186	0.05	
(b)	Financial Institutions/ Banks	22,670,965	-	-	22,670,965	9.15	
(c)	Central Government/ State Government(s)	-	-	-	-	-	
(d)	Venture Capital Funds	-	-	-	-	-	
(e)	Insurance Companies	270,000	-	-	270,000	0.11	
(f)	Foreign Institutional Investors	30,970,213	-	-	30,970,213	12.91	
(g)	Foreign Venture Capital Investors	-	-	-	-	-	
(h)	Qualified Foreign Investor	-	-	-	-	-	
(i)	Any Other (specify)	-	-	-	-	-	
(2)	Sub-Total (B)(1)	54,036,364	-	-	54,036,364	22.52	
(a)	Non-institutions						
(a)	Bodies Corporate	24,037,540	-	-	24,037,540	10.02	
(b)	Individuals : - i. Individual shareholders holding nominal share capital up to Rs. 1 lakh. ii. Individual shareholders holding nominal share capital in excess of Rs. 1 lakh.	17,107,225	-	-	17,107,225	7.13	
(c)	Qualified Foreign Investor	7,261,445	-	-	7,261,445	3.03	
(d)	Any Other (specify)	-	-	-	-	-	
(dii)	Overseas-Bodies Corporate	42,542,721	-	-	42,542,721	17.73	
(diii)	Clearing Member	2,258,578	-	-	2,258,578	0.94	
(div)	Non-resident Indians	919,094	-	-	919,094	0.38	
(div)	Hindu Undivided Family	28,000	-	-	28,000	0.01	
(div)	Trust	54,400	-	-	54,400	0.02	
	Sub-Total (B)(2)	94,209,003	-	-	94,209,003	39.27	
	Total Public Shareholding (B) = (B)(1)+(B)(2)	148,245,367	-	-	148,245,367	61.79	
(C)	Shares held by Custodians and against which Depository Receipts have been issued	239,922,299	-	-	239,922,299	100.00	
	GRAND TOTAL (A)+(B)+(C)	262,948,299	-	-	262,948,299	-	
						100.00	

