



WCL/SEC/2012

July 13, 2012

To,

Bombay Stock Exchange Ltd. (Scrip Code-532144) Department of Listing, P. J. Towers, Dalal Street, Mumbai - 400 001.	National Stock Exchange of India Ltd. (Symbol: WELCORP, Series EQ) Exchange Plaza, Bandra-Kurla Complex, Bandra (E), Mumbai - 400 051.
-----------------------------------------------------------------------------------------------------------------------------------------------	------------------------------------------------------------------------------------------------------------------------------------------------------------------

Dear Sir/Madam,

Sub: Shareholding Pattern for QE 30.06.2012 pursuant to Clause 35

Please find enclosed herewith the Shareholding Pattern, in the amended format prescribed under Clause 35 of the Listing Agreement, for the quarter ended June 30, 2012.

Kindly acknowledge receipt of the same and take the document on record.

Thanking you.

Yours faithfully,
For **Welspun Corp Limited**


Pradeep Joshi
Company Secretary

Encl: As above

Corporate Office
Welspun House, 5th floor
Kamala City,
Senapati Bapat Marg,
Lower Parel (West),
Mumbai - 400013

Tel: +91 22 66136000
Fax: +91 22 24908020
www.welspuncorp.com

Name of the Company : WELSPUN CORP LIMITED

Scip Code :- NSE: WELCORP

BSE: 532144

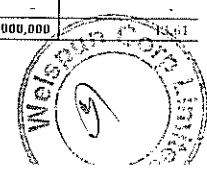
Name of the Scrip : Welspun Corp Limited
Class of Security : Equity

Quarter Ended :


30/06/2012

PARTLY PAID SHARE		No. of Partly paid-up Shares	As a % of total No. of Partly paid-up Shares	As a % of total No. of Shares of the Company
Held by Promoter/ Promoter Group		-	-	-
Held by public		-	-	-
Total		-	-	-
OUTSTANDING CONVERTIBLE SECURITIES (Foreign Currency Convertible Bonds) and (Compulsorily Convertible Debenture)		No. of Outstanding Securities	As a % of total No. of Outstanding Convertible Securities	As a % of total No. of Shares of the Company assuming full conversion of the Convertible Securities
Held by Promoter/ Promoter Group		-	-	-
Held by public		59,048,889	100.00	20.59
Total		59,048,889	100.00	20.59
WARRANTS		No. of Warrants	As a % of total No. of Warrants	As a % of total No. of Shares of the Company assuming full conversion of Warrants
Held by Promoter/ Promoter Group		-	-	-
Held by public		-	-	-
Total		-	-	-
Total Paid-Up capital of the Company, assuming full conversion of Warrants and Convertible Securities				286,829,924

Sr. No.	Category of Shareholder	Number of Shareholders	Total number of shares	Number of shares held in dematerialized form	Total shareholding as a percentage of total number of shares		Shares pledged or otherwise encumbered	
					As a % of (A+B) ¹	As a % of (A+B+C)	No. of shares	As a % (IX=VIII/IV)* 100
I	II	III	IV	V	VI	VII	VIII	
(A)	Shareholding of Promoter and Promoter Group²							
1	Indian							
(a)	Individuals/ Hindu Undivided Family	3	342	342	0.00	0.00	-	-
(b)	Central Government/ State Government(s)	-	-	-	-	-	-	-
(c)	Bodies Corporate	9	71,903,616	71,903,616	35.12	31.57	31,000,000	43.11
(d)	Financial Institutions/ Banks	-	-	-	-	-	-	-
(e)	Any Others(Specify)	-	-	-	-	-	-	-
(e-i)		-	-	-	-	-	-	-
	Sub Total(A)(1)	12	71,903,958	71,983,958	35.12	31.57	31,000,000	43.11
2	Foreign							
a	Individuals (Non-Residents Individuals/ Foreign	-	-	-	-	-	-	-
b	Bodies Corporate	2	14,565,523	14,565,523	7.11	6.39	-	-
c	Institutions	-	-	-	-	-	-	-
d	Qualified Foreign Investor	-	-	-	-	-	-	-
e	Any Others(Specify)	-	-	-	-	-	-	-
e-i		-	-	-	-	-	-	-
	Sub Total(A)(2)	2	14,565,523	14,565,523	7.11	6.39	-	-
	Total Shareholding of Promoter and Promoter Group (A) = (A)(1)+(A)(2)	14	86,469,481	86,469,481	42.23	37.96	31,000,000	35.85
(B)	Public shareholding							
1	Institutions							
(a)	Mutual Funds/ UTI	4	552,884	552,114	0.27	0.24	-	-
(b)	Financial Institutions / Banks	16	22,383,091	22,383,091	10.93	9.83	-	-
(c)	Central Government/ State Government(s)	-	-	-	-	-	-	-
(d)	Venture Capital Funds	-	-	-	-	-	-	-
(e)	Insurance Companies	1	270,000	270,000	0.13	0.12	-	-
(f)	Foreign Institutional Investors	106	51,754,043	51,754,043	25.28	22.72	-	-
(g)	Foreign Venture Capital Investors	-	-	-	-	-	-	-
(h)	Qualified Foreign Investor	-	-	-	-	-	-	-
(i)	Any Other (specify)	-	-	-	-	-	-	-
	Sub-Total (B)(1)	127	74,960,018	74,959,248	36.61	32.91	-	-
B2	Non-institutions							
(a)	Bodies Corporate	1,175	13,948,036	13,938,701	6.61	6.12	-	-
(b)	Individuals	-	-	-	-	-	-	-
I	Individual shareholders holding nominal share capital up to Rs 1 lakh	73,128	15,988,465	14,677,400	7.37	6.62	-	-
II	Individual shareholders holding nominal share capital in excess of Rs. 1 lakh.	37	4,844,585	4,822,585	2.37	2.13	-	-
(c)	Qualified Foreign Investor	-	-	-	-	-	-	-
(d)	Any Other (specify)	-	-	-	-	-	-	-
(d-i)	Overseas - Bodies Corporate	1	7,503,832	-	3.66	3.29	-	-
(d-ii)	Clearing member	261	1,102,327	1,102,327	0.54	0.18	-	-
(d-iii)	Non Resident Indians	1,203	838,291	783,481	0.11	0.37	-	-
	Sub-Total (B)(2)	75,885	43,325,536	35,324,494	21.16	19.02	-	-
(B)	Total Public Shareholding (B) = (B)(1)+(B)(2)	75,932	118,285,554	110,283,742	57.77	51.93	-	-
	TOTAL (A)+(B)	75,946	204,755,035	198,753,223	100.00	89.89	31,000,000	15.11
(C)	Shares held by Custodians and against which Depository Receipts have been issued							
(1)	Promoter and Promoter Group	-	-	-	-	-	-	-
(2)	Public	1	23,026,800	23,026,000	-	10.11	-	-
	GRAND TOTAL (A) + (B) + (C)	75,947	227,781,835	219,779,223	100.00	100.00	31,000,000	13.61




Sr.No	Notes
1	
2	
3	
4	NIL
5	
6	
7	
8	
9	



(1)(b) Statement showing holding of securities (including shares, warrants, convertible securities) of persons belonging to the category "Promoter and Promoter Group"

Sr. No.	Name of the shareholder	Details of Shares Held			Shares pledged or otherwise encumbered			Details of Warrants			Details of Convertible Securities		Total shares (including underlying shares assuming full conversion of warrants and convertible securities) as a % of diluted share capital
		Number of shares held	As a % of Grand Total (A)+(B)+(C)	Number	As a % VI=(V/III)* 100	As a % of Grand Total (A)+(B)+(C) of sub clause 1(a)	Number of Warrants Held	As a % of total number of Warrants of the same class	Number of convertible Securities held	As a % of total number of convertible securities of the same class			
I	II	III	IV	V	VI=(V/III)* 100	VII	VIII	IX	X	XI	XII		
	INDIAN PROMOTERS												
1	B.K.GOENKA	140	0.00	-	-	-	-	-	-	-	0.00	0.00	
2	R.R.ANANDAWALYA	200	0.00	-	-	-	-	-	-	-	0.00	0.00	
3	DEEPAJI GOENKA	2	0.00	-	-	-	-	-	-	-	0.00	0.00	
4	B.K.Goenka TRUSTEE B.K.Goenka Family Trust	5	0.00	-	-	-	-	-	-	-	0.00	0.00	
5	WELSPUN WINNEX LTD	13,336,576	5.85	-	-	-	-	-	-	-	4.65	4.65	
6	WELSPUN MERCANTILE LTD	12,477,701	5.48	-	-	-	-	-	-	-	4.35	4.35	
7	WELSPUN FINTRADE LTD	15,148,340	6.65	4,092,308	27.01	1.80	-	-	-	-	5.28	5.28	
8	KRISHNAI TRADING LTD.	26,907,692	11.81	26,907,692	100.00	11.81	-	-	-	-	9.38	9.38	
9	Welspun Investments and Commercials Ltd.	4,033,000	1.77	-	-	-	-	-	-	-	1.41	1.41	
10	METHODICAL INVESTMENT AND TRADING COMPANY PRIVATE LIMITED	2	0.00	-	-	-	-	-	-	-	0.00	0.00	
11	WELSPUN SYNTEX LTD	100	0.00	-	-	-	-	-	-	-	0.00	0.00	
12	WELSPUN ZUCCHI TEXTILE LTD	100	0.00	-	-	-	-	-	-	-	0.00	0.00	
13	WELSPUN STEEL LTD.	100	0.00	-	-	-	-	-	-	-	0.00	0.00	
	Sub Total	71,903,958	31.57	31,000,000	43.11	13.61	-	-	-	-	25.07	25.07	
	FOREIGN CO-PROMOTERS												
1	Muthaam Pipecoatings GmbH (Formerly Europ Pipe Coating GmbH)	8,265,523	3.63	-	-	-	-	-	-	-	2.88	2.88	
2	Intech Metals S. A	6,300,000	2.77	-	-	-	-	-	-	-	2.20	2.20	
	Sub Total	14,565,523	6.39	-	-	-	-	-	-	-	5.08	5.08	
	Total	86,469,481	37.96	31,000,000	35.85	13.61	-	0.00	-	0.00	30.15	30.15	



(b)(c) Statement showing holding of securities (including shares, warrants, convertible securities) of persons belonging to the category "Public" and holding more than 1% of the total number of shares of the Company

Sr. No.	Name of the shareholder	Number of shares held	Shares as a % of total number of shares i.e., Grand Total (A)+(B)+(C) Indicated in Statement at para (f)(e) above)	Details of Warrants		Details of Convertible Securities		Total shares (including underlying shares assuming full conversion of warrants and convertible securities) as a % of diluted share capital
				Number of Warrants Held	As a % of total number of Warrants of the same class	Number of convertible Securities held	As a % of total number of convertible securities of the same class	
I	II	III	IV	V	VI	VII	VIII	IX
1	J P Morgan Chase Bank, NA ADR Account (Custodian and against which Depository Receipts have been issued)	23,026,000	10.11	-	-	-	-	8.03
2	Life Insurance Corporation of India Ltd. & its Schemes	19,277,980	8.46	-	-	-	-	6.72
3	Genesys Indian Investment Company Limited - General Sub Fund	8,954,806	3.93	-	-	-	-	3.12
4	Simba Asia Ltd.	7,503,892	3.29	-	-	-	-	2.62
5	MENTOR CAPITAL LIMITED	6,060,897	2.66	-	-	-	-	2.62
6	CTSA (Amarinus) Limited	4,104,841	1.80	-	-	-	-	1.43
7	BARCLAYS CAPITAL MGMTUS LTD	3,260,185	1.43	-	-	-	-	1.14
8	INDO ENERGING MARKETS FOND	3,311,679	1.45	-	-	-	-	1.15
9	MACQUAIE BANK LTD	3,238,000	1.42	-	-	-	-	1.13
10	CREDIT SUISSE (SINGAPORE) LIMITED	2,651,567	1.17	-	-	-	-	1.13
11	Grande Limited	-	0.00	-	-	35,038,889	#REF!	12.22
12	Holders of Foreign Currency Convertible Bonds	-	0.00	-	-	24,010,000	40.66	8.37
	TOTAL	81,392,807	35.73	-	34.00	-	-	45.92

Number of CCD convertible in to 35,038,889 equity shares
 † 1500 Foreign Currency Convertible Debentures convertible in to 24,010,000 equity shares



(f)(c) (ii) Statement showing holding of securities (including shares, warrants, convertible securities) of persons (together with PAC) belonging to the category "Public" and holding more than 5% of the total number of shares of the Company

Sr. No.	Name(s) of the shareholder(s) and the Persons Acting in Concert (PAC) with them	Number of shares held	Shares as a % of total Grand Total (A)+(B)+(-)(C) indicated in Statement at para (f)(a) above	Details of Warrants			Details of Convertible Securities		Total shares (including underlying shares assuming full conversion of warrants and convertible securities) as a % of allotted share capital
				Number of Warrants Held	As a % of total number of Warrants of the same class	Number of convertible Securities held	As a % of total number of convertible securities of the same class		
1	Granele Limited	-	10.11	-	-	35,038,889	100.00	12.22	
2	J P Morgan Chase Bank, NA ADR Account (Custodian and against which Depository Receipts have been issued)	23,026,000	8.46	-	-	-	-	8.03	
3	Life Insurance Corporation of India Ltd. & its Schemes	19,277,980	8.46	-	-	-	-	6.72	
	TOTAL	42,303,980	18.57	-	-	35,038,889	100.00	26.96	



(1)(d) Statement showing details of locked-in shares

Sl. No.	Name of the shareholder	Category of Shareholders (Promoters/ Public)	No. of Shares	Locked-in shares as a % of total number of shares (i.e., Grand Total (A)+(B)+(C) indicated in Statement at para (1)(a) above)
1				0.00
	TOTAL		-	0.00



(II)(a) Statement showing details of Depository Receipts (DRs)

Sr. No.	Type of outstanding DR (ADRs, GDRs, SDRs, etc.)	Number of outstanding DRs	Number of shares underlying outstanding DRs	Shares underlying outstanding DRs as a % of total number of shares [i.e., Grand Total (A)+(B)+(C) indicated in Statement at para (I)(a) above]
1	Global Depository Receipts	23,026	23,026,000	10.11
2		-	-	-
	TOTAL	23,026	23,026,000	10.11



(II)(b)

Statement showing Holding of Depository Receipts (DRs), where underlying Shares held by Promoter/Promoter Group are in excess of 1% of the total number of shares

Sr. No.	Name of the DR Holder	Type of outstanding DR (ADRs, GDRs, SDRs, etc.)	Number of shares underlying outstanding DRs	Shares underlying outstanding DRs as a percentage of total number of shares (i.e., Grand Total (A)+(B)+(C) indicated in Statement at para (I)(a) above)
1			-	-
2			-	-
TOTAL				-

